

LADIES 35-59 A GRADE GROSS WINNER		STROKE
WINNER	Cheryl Disher (Rossdale,AUS)	84
LADIES 60+ A GRADE GROSS WINNER		STROKE
WINNER	Ruth Yelland (Paradise Palms,AUS)	85
MEN 35-55 A GRADE GROSS WINNER		STABLEFORD
WINNER	Chris Hagarty (Rosnay,AUS)	76
LADIES 35-59 A GRADE STABLEFORD WINNER		STABLEFORD
WINNER	Mollie Low Scott (Tanah Merah,SNG)	36 C/b
LADIES 35-59 B GRADE STABLEFORD WINNER		STABLEFORD
WINNER	Edith Williams (Eagle Ridge,PHL)	37
LADIES 60+ A GRADE STABLEFORD WINNER		STABLEFORD
WINNER	Jenny Fallows (Western Australian,AUS)	38
LADIES 60+ B GRADE STABLEFORD WINNER		STABLEFORD
WINNER	Shirley Owen (Wallacia Panthers,AUS)	39
MEN 35-55 A GRADE STABLEFORD WINNER		STABLEFORD
WINNER	Yogesh Chhita (Rustenburg,STH AFR)	41 C/b
MEN 35-55 B GRADE STABLEFORD WINNER		25
WINNER	Brett Hazell (Wallacia Panthers,AUS)	39
MEN 35-55 C GRADE STABLEFORD WINNER		STABLEFORD
WINNER	John Rattray (Palm Meadows,AUS)	42
# Nearest The Pin		
2	Dee Rust (Araluen,AUS)	LADIES
4	Bernadette Terrell (Rossdale,AUS)	LADIES
15	Joy Adams (Rossdale,AUS)	LADIES
17	Majella Dowden (Western Australian,AUS)	LADIES
2	Mohanjit Dhoot (Blue Springs,CAN)	MEN
4	Peter Hartas (Palm Meadows,AUS)	MEN
15	Peter Hargreaves (Darwin,AUS)	MEN
17	Tim Rust (Hartfield,AUS)	MEN












[yourDoctorjobs](#)








[yourDoctorjobs](#)

MEN 56-64 A GRADE GROSS WINNER		STROKE
WINNER	Greg Ellis (Tuncurry,AUS)	71
MEN 65+ A GRADE GROSS WINNER		STROKE
WINNER	Graeme Walker (Murrumbidgee,AUS)	77
MEN 56-64 A GRADE STABLEFORD WINNER		STABLEFORD
WINNER	Brian Small (Arundel Hills,AUS)	40
MEN 56-64 B GRADE STABLEFORD WINNER		STABLEFORD
WINNER	Jeff Huysmans (Churchill Park,AUS)	37
	Trevor Evans (Redcliffe,AUS)	37
MEN 56-64 C GRADE STABLEFORD WINNER		STABLEFORD
WINNER	Rory Trotter (The Cut,AUS)	39
MEN 65+ A GRADE STABLEFORD WINNER		STABLEFORD
WINNER	Mick McKeon (Southport,AUS)	41
MEN 65+ B GRADE STABLEFORD WINNER		STABLEFORD
WINNER	William Lim (Orchard,PHL)	38
MEN 65+ C GRADE STABLEFORD WINNER		STABLEFORD
WINNER	Pablo Soon (Wack Wack,PHL)	40
#	Nearest The Pin	
HOLE 3	Victor Danko (Manly,AUS)	MEN
HOLE 8	Roy Winter (Darwin,AUS)	MEN
HOLE 11	Ian Wilson (Highercombe,AUS)	MEN
HOLE 14	Gary Moore (Kooindah Waters,AUS)	MEN

LADIES 35-55 A GRADE











LEADERBOARD

LEADERBOARD					Mon Score		Tue Score		Thur Score		Fri Score		TOTAL	
Name		Nationality	Starting Index	Adjusted Index	Stab	Stroke	Stab	Stroke	Stab	Stroke	Stab	Stroke	Stab	Stroke
GROSS	Mardi Freeman (Western Australian,AUS)		6.2	6.1	34	81	35	80	27	87			96	248
1	Cathy Neish (Eagle Ridge,PHL)		13.1	11.7	38	84	35	87	32	88			105	259
2	Ann Stein (Pacific Dunes,AUS)		14.8	13.4	27		42		34				103	
3	Mollie Low Scott (Tanah Merah,SNG)		12.7	12.5	33	89	31	91	36	85			100	265
3	Tracey Keown (Gnowangerup,AUS)		13.6	13.4	29		36		35				100	
4	Bernadette Terrell (Rossdale,AUS)		14.9	14.8	30	95	32	92	35	90			97	277
5	Kristin Griffiths (Bankstown,AUS)		12.0	11.9	28	94	37	84	31	90			96	268
6	Karen Chenoweth (Kooyonga,AUS)		15.2	15.1	29	95	29	87	34	88			92	270
6	Cheryl Disher (Rossdale,AUS)		12.3	12.2	27	96	29	92	36	84			92	272
7	Jenny Yong (Royal Port Moresby,PNG)		14.2		31	92	31	93	27	96			89	281
8	Jody Doran (Spring Valley,AUS)		15.1	15.0	22	102	31	95	34	89			87	286

9	Sharon Stokes (Forster Tuncurry,AUS)		14.3		25	100	25	99	31	93			81	292
10	Kay Gaffney (Mudgee,AUS)		11.9		24		23		26				73	
11	Nat Anderson (Geraldton,AUS)		9.8		22	99	21	98	29	91			72	288
11	Joy Adams (Rossdale,AUS)		12.9		22	108	21		29				72	
12	Olive Kiu (Royal Port Moresby,PNG)		13.3		19	105	21	108	30	92			70	305
12	Sue McCall (Cape Schanck,AUS)		13.9		17		22		31				70	
13	Chris Ritchie (Darwin,AUS)		9.7		24	95	21		22				67	

LADIES 35-55 B GRADE












LEADERBOARD

LEADERBOARD					Mon Score	Tue Score	Thur Score	Fri Score	TOTAL
Name	Nationality	Starting Index	Adjusted Index	Stab	Stab	Stab	Stab	Stab	
1	Angela Balayan (Orchard,PHL)		19.0	14.0	44	33	36		113
2	Edith Williams (Eagle Ridge,PHL)		20.4	15.6	42	30	37		109
3	Hyelyun Kim (Asiad,KOR)		20.9	19.0	35	36	32		103
4	Carole Little (Nambour,AUS)		19.7	19.6	27	33	34		94
5	Jill Adam (Spalding Park,AUS)		18.2	18.1	37	18	34		89
5	Chrisy Picton (Maclean,AUS)		18.4	18.3	30	24	35		89
6	Aire Phommachanh (Darwin,AUS)		18.1		33	28	26		87
7	Colleen Hipper (Geraldton,AUS)		17.8		32	20	33		85
8	Wachiraporn Hannasaeng (Tering Bay,SNG)		20.0		23	28	32		83
9	Sharon Norman-Dowd (Fairbairn,AUS)		18.3		24	30	28		82


10	Sila Luke (Mosa,PNG)		25.5		27	33	21		81
11	Lillian Holland (Mosa,PNG)		19.7		26	27	27		80
11	Regina Kim (Strathfield,AUS)		26.6		26	27	27		80
12	Maui Pluckrose (Royal Port Moresby,PNG)		20.6		27	24	27		78
13	Margie Brown (Rosebud,AUS)		18.5		29	23	25		77
13	Suri Luck (Royal Canberra,AUS)		27.6		26	29	22		77
14	Marilou Lehmann (Darwin,AUS)		19.6		22	26	28		76
15	Kayo Ikeda (Warren,SNG)		24.6		24	24	24		72
15	Jen Poolman (Richmond,AUS)		19.1		23	23	26		72
16	Dee Rust (Araluen,AUS)		31.8		22	24	25		71
17	Kylie Kwon (Strathfield,AUS)		24.7		20	23	25		68

LADIES 60+ A GRADE

LEADERBOARD











				Mon Score		Tue Score		Thur Score		Fri Score		TOTAL		
Name		Nationality	Starting Index	Adjusted Index	Stab	Stroke	Stab	Stroke	Stab	Stroke	Stab	Stroke	Stab	Stroke
GROSS	Alison Eather (Western Australian,AUS)		5.6		27	87	32	82	27	88			86	257
1	Jenny Fallows (Western Australian,AUS)		14.5	12.7	34	90	32	92	38	86			104	268
2	Nola Geary (Rosebud,AUS)		18.1	18.0	29	102	36	92	31	97			96	291
3	Sun Ja Lee (Asiad,KOR)		16.9	16.8	26	101	32	94	36	90			94	285
3	Judi McKeown (Royal Port Moresby,PNG)		17.2	17.1	34		30		30				94	
4	Ruth Yelland (Paradise Palms,AUS)		9.0		28	93	30	88	32	85			90	266
4	Zina Thomson (Emerald Lakes,AUS)		13.7		32	92	26	99	32	90			90	281
4	Jane Abbott (Lake Karrinyup,AUS)		13.4		30		30		30				90	
5	Sue Wood (Wodonga,AUS)		17.4	17.3	28	100	25	103	35	91			88	294
5	Diane Davis (Darwin,AUS)		20.2	20.1	25		29		34				88	
6	Lyn Heap (Darwin,AUS)		15.1	15.0	27	101	25	102	34	89			86	292













7	Angie Gregory (Western Australian,AUS)		12.4	12.3	26	96	24	98	34	88			84	282
7	Marissa Romano (Orchard,PHL)		9.6		23		31		30				84	
8	Maria Kohut (Ringwood,AUS)		18.6	18.5	26		22		34				82	
9	Sandy Sladen (Waimairi Beach,NZ)		18.9		23	106	29	100	29				81	
10	Pare Manihera-Duncan (Hartfield,AUS)		17.1		20	110	28	101	31				79	
11	Cathie Flynn (Catalina,AUS)		15.6		26	100	28	100	24	101			78	301
11	Irene Street (Western Australian,AUS)		18.6		22		26		30				78	
12	Margaret Willcox (Spring Valley,AUS)		10.8		25	98	22	101	28	92			75	291
13	Wendy Thompson (Wallacia Panthers,AUS)		17.9		24		20		30				74	
14	Majella Dowden (Western Australian,AUS)		7.4		22	96	20	95	30	88			72	279
15	Valerie Strawson (Western Australian,AUS)		14.8		18	107	25	100	27				70	
16	Helen Ellis (Forster Tuncurry,AUS)		17.6		20		24		25				69	
16	Carmen Thompson (Foster,AUS)		19.5		16		25		28				69	
17	Jo-Ellen Thorpe (Wallacia Panthers,AUS)		14.0		17		19		30				66	
18	Carrol Youngberry (Evans Head,AUS)		15.2		19	109	18		18				55	

19	Lois Weldon (Rosebud,AUS)		19.5		23		25						48	

LADIES 60+ B GRADE












LEADERBOARD
















LEADERBOARD					Mon Score	Tue Score	Thur Score	Fri Score	TOTAL
Name		Nationality	Starting Index	Adjusted Index	Stab	Stab	Stab	Stab	Stab
1	Shirley Owen (Wallacia Panthers,AUS)		20.9	18.5	31	34	39		104
2	Bronwyn Wilson (Highercombe,AUS)		23.0	21.6	36	28	38		102
3	Yoko Kawamura (Lake Forest,JAPAN)		33.0		31	31	30		92
4	Kay Meadows (Kew,AUS)		22.6	22.5	28	25	37		90
5	Suzie Malligan (Tin Can Bay,AUS)		24.1	24.0	34	26	28		88
6	Denise Chant (Wallacia Panthers,AUS)		28.0		30	26	29		85
7	Vicki Edwards (Cabramatta,AUS)		23.8		23	30	29		82
7	Helen Nolan (Albury,AUS)		21.7	21.6	24	24	34		82
8	Sue Heskin (Rosebud,AUS)		25.4		27	26	28		81
9	Jan Doyle (Western Australian,AUS)		20.7	20.6	20	23	35		78

10	Claire Hanson (Gladstone,AUS)		20.8		26	29	21		76
11	Liz Kendall (Rosebud,AUS)		26.1		17	27	27		71
11	Jenny Turnbull (Kareela,AUS)		21.5		23	16	32		71
12	Sonya Bruyn (Beverley Park,AUS)		29.0		21	24	24		69
13	Sharyn Wood (Toukley,AUS)		30.6		20	19	26		65
13	Helen Graney (McClean,AUS)		20.9		24	22	19		65
14	Jenny Normington (Geraldton,AUS)		23.8		23	14	27		64
15	Leonie Mogridge (Spalding Park,AUS)		20.6		14	23	25		62
15	Patricia Tsui (Strathfield,AUS)		25.3		27	17	18		62
16	Emily Yu Lee (Hsing Fu,TAIWAN)		31.9		11	18	25		54
17	Gail Ferrier (Evans Head,AUS)		21.3		15	23	14		52
18	Keiko Fukuda (Rakuten,JAPAN)		27.0		10	11	16		37

MEN 35-55 A GRADE

LEADERBOARD











LEADERBOARD				Mon Score		Tue Score		Thur Score		Fri Score		TOTAL		
Name		Nationality	Starting Index	Adjusted Index	Stab	Stroke	Stab	Stroke	Stab	Stroke	Stab	Stroke	Stab	Stroke
GROSS	Peter Hargreaves (Darwin,AUS)		1.4		29	81	29	81	31	81			89	243
1	Andrew Farr (Celtic Manor,Wales)		10.4	7.8	37	83	33	86	40	81			110	250
2	Chris Hagarty (Rosnay,AUS)		7.7	6.3	32	85	33	84	41	76			106	245
3	Mark Woodhouse (Rosnay,AUS)		9.7	9.0	35	84	34	86	33	86			102	256
4	Peter Hartas (Palm Meadows,AUS)		7.1	6.9	35	82	30	87	35	84			100	253
5	Yogesh Chhita (Rustenburg,STH AFR)		9.4		25	97	33	87	41	77			99	261
6	Craig Davis (Pacific Harbour,AUS)		5.5	5.4	31	83	37	78	30	85			98	246
7	Pete Hawken (Townsville,AUS)		5.6		30	85	33	81	33	81			96	247
7	Kevin MacDougal (Bankstown,AUS)		10.4	10.3	29	90	31		36				96	
8	Brede Aaker (Loch Palm,THAI)		9.8	9.7	33	87	28	93	34	86			95	266
9	John Humphreys (RAAF Darwin,AUS)		7.4		31	85	32	84	30	87			93	256
















10	Tim Rust (Hartfield,AUS)		3.2	3.1	24	90	37	75	31	81			92	246
11	Murray Louw (Silver Lakes,STH AFR)		7.3	7.2	28		27		36				91	
12	Rohit Sehgal (Panchkula,IND)		8.0	7.9	26	97	38	79	25	91			89	267
13	Gary Chenoweth (Kooyonga,AUS)		6.5		30	87	28	88	29	86			87	261
13	Cameron Knight (Eastern,AUS)		6.6		27	87	30	88	30	86			87	261
14	Smouch Smith (Royal Hobart,AUS)		1.6		28	82	27	83	30	80			85	245
14	Ash Pai (Concord,AUS)		10.2	10.1	24		27		34				85	
15	Kerry Raines (Kingaroy,AUS)		4.6		27	89	31	85	25	88			83	262
15	Paul Bowler (Long Reef,AUS)		6.2		27	89	30	86	26	90			83	265
16	Gav Hunt (Eastern,AUS)		7.9		31	87	25	82	26	94			82	263
17	Chris Black (Southport,AUS)		6.4		27	90	26	87	27	88			80	265
17	Rod Linnett (Merewether,AUS)		9.0		26	94	27	94	27	93			80	281
17	Wayne Gay (Stonecutters Ridge,AUS)		9.9		31		22		27				80	
18	Daryll Stalker (Sanctuary Lakes,AUS)		4.3		26	87	29	85	23	90			78	262
18	Vincent Mahendran (Tering Bay,SNG)		8.0	7.9	22	82	16	108	40	77			78	267


19	Wayne Portlock (Long Reef,AUS)		4.6		26	89	20	93	27	86			73	268
19	Mike Halewood (Waitikiri,NZ)		9.0		26	92	24	96	23	98			73	286
20	Chris Russell (Hunter Valley,AUS)		10.3		18		21		27				66	
21	Shane Ireland (Wauchope,AUS)		1.7		18	98	24	86	23	88			65	272

MEN 35-55 B GRADE

LEADERBOARD











LEADERBOARD					Mon Score	Tue Score	Thur Score	Fri Score	TOTAL
Name		Nationality	Starting Index	Adjusted Index	Stab	Stab	Stab	Stab	Stab
1	David Tan (Royal Port Moresby,PNG)		11.0	7.1	40	36	38		114
2	Chris Anngow (Waimairi Beach,NZ)		11.7	9.3	39	32	38		109
3	S.H. Ong (Kota Permai,MALAYSIA)		11.7	9.5	41	36	31		108
3	Darren Sellers (Banyan,THAI)		10.6	8.4	33	37	38		108
4	Aseem Vivek (Lucknow,IND)		13.5	11.6	29	42	36		107
5	Louis Zafiropoulos (Cape Schanck,AUS)		14.0	11.5	31	41	34		106
6	Narender Pal (Army,IND)		11.1	9.7	41	29	35		105
7	Stuart Harkin (Shoalhaven Heads,AUS)		14.6	14.3	40	29	31		100
7	Kris Klupfel (Pacific Harbour,AUS)		10.9	10.7	34	33	33		100
7	Jim McFaul Jnr (Mandurah,AUS)		13.0	12.8	37	29	34		100











7	Scott Dowd (Fairbairn,AUS)		12.3	12.1	33	30	37		100
8	Michael Patterson (Rossdale,AUS)		14.3		28	35	36		99
9	Fred Eldick (Rosnay,AUS)		15.4	15.3	32	41	25		98
10	Duncan Talbot (Spring Valley,AUS)		11.4	11.3	35	27	34		96
11	Alan Coughlan (North Lakes,AUS)		11.0	10.9	32	37	26		95
12	Sanjay Verma (Army (AEPTA),IND)		14.9		29	32	31		92
13	Simon Chaplin (Darwin,AUS)		13.4	13.3	34	29	27		90
14	Gary McCall (Cape Schanck,AUS)		13.0		30	33	25		88
14	Brett Hazell (Wallacia Panthers,AUS)		12.9	12.8	19	30	39		88
14	Jagjeet Gill (Public,CAN)		13.2		32	32	24		88
15	Wayne Pinna (Oxley,AUS)		14.3		27	29	31		87
16	Simon Woolley (Woodlands,AUS)		14.9	14.8	19	30	34		83
17	Parbeer Grewal (Panchkula,IND)		12.6		24	32	24		80
18	Mick Thomson (Hunter Valley,AUS)		12.5		26	20	32		78
19	Ken Kang (Strathfield,AUS)		14.2		20	31	26		77

20	Colin Pluckrose (Royal Port Moresby, PNG)		11.7		29	23	22		74
----	---	---	------	--	----	----	----	--	----

MEN 35-55 C GRADE












LEADERBOARD












LEADERBOARD					Mon Score	Tue Score	Thur Score	Fri Score	TOTAL
Name	Nationality	Starting Index	Adjusted Index	Stab	Stab	Stab	Stab	Stab	
1	Jimmy Jiang (Hsing Fu,TAIWAN)		17.4	11.6	44	36	34		114
2	John Rattray (Palm Meadows,AUS)		19.3	16.4	32	33	42		107
3	Alan Lo (Hsing Fu,TAIWAN)		19.3	18.2	34	33	35		102
4	Kon Zorbalas (EGF,UAE)		21.1	20.3	33	29	39		101
5	Max Kuo (Hsing Fu,TAIWAN)		19.3	18.9	26	34	40		100
6	Jeff Bruhn (Thurgoona,AUS)		15.6	15.5	30	30	37		97
7	Jock Harris (North Lakes,AUS)		21.7		33	33	27		93
8	Peter Holland (Mosa,PNG)		22.1	22.0	40	35	15		90
8	Allan Davis (Merewether,AUS)		16.1	16.0	24	36	30		90
8	Elvis Balayan (Orchard,PHL)		16.3	16.2	31	23	36		90














9	Ian Mutimer (Glen Waverley,AUS)		15.7		26	33	30		89
10	Steve Hartwell (North Lakes,AUS)		17.9		29	29	27		85
11	Mike Rhodes (Waimairi Beach,NZ)		19.3		25	30	29		84
11	Mohanjit Dhoot (Blue Springs,CAN)		17.7		23	32	29		84
12	Russell Elliott (Thurgoona,AUS)		18.8		33	30	20		83
13	Dhaval Patel (Rustenburg,STH AFR)		20.7		24	25	32		81
14	Tyrel Clinton (Vicenza American,US)		26.9		22	20	25		67
15	Daniel Schudel (Ostschweizerischer,SWISS)		19.8		19	19	23		61
16	Ivan Perfiliev (Warren Country,SNG)		29.4		14	20	23		57
17	Andy Cliffe (Welton Manor,UK)		23.0		21		22		43

MEN 56-64 A GRADE

LEADERBOARD











LEADERBOARD					Mon Score		Tue Score		Thur Score		Fri Score		TOTAL	
Name		Nationality	Starting Index	Adjusted Index	Stab	Stroke	Stab	Stroke	Stab	Stroke	Stab	Stroke	Stab	Stroke
GROSS	Greg Ellis (Tuncurry,AUS)		2.3	0.7	36	74	36	74	39	71			111	219
1	Brian Small (Arundel Hills,AUS)		9.3	5.5	40	78	38	78	40	76			118	232
2	Mark Boulden (Coolangatta Tweed,AUS)		9.8	8.1	39	79	33		34	84			106	
3	Tom Shea (Rancho Bernando,US)		5.8	4.8	31	84	34	80	38	76			103	240
3	TC Lum (Kota Permai,MALAYSIA)		11.0	10.0	37	82	31	89	35	85			103	256
3	Cliff Almond (Palm Meadows,AUS)		10.7	9.7	37	82	35		31				103	
4	Paul Matthews (Yass,AUS)		2.8	2.4	38	73	34	77	30	81			102	231
5	Dale Nagata (Waialae,US)		9.1	8.7	32	87	37	81	32	86			101	254
6	Junemo Kim (Asiad,KOR)		11.0	10.9	29	90	33		36	85			98	
7	E J Francisco Kim (Strathfield,AUS)		10.2	10.1	32	86	34	85	30	91			96	262
8	Gary Raines (Redcliffe,AUS)		10.1	10.0	32		36		27				95	




8	Tony Earl (Rosnay,AUS)		11.4		31		33		31				95	
9	Rezaul Karim (Kurmitola,BGD)		10.9	10.8	34	85	29	90	31	89			94	264
9	Russell Woodrow (Pacific Harbour,AUS)		8.9		30	87	31	86	33				94	
9	Clyde Davies (Virginia,AUS)		6.9		32	83	33		29				94	
10	Neil Davies (Shortland Waters,AUS)		7.6	7.5	37	82	27	88	28	87			92	257
10	Paul King (Melville Glades,AUS)		10.4	10.3	29		29		34				92	
11	Nigel Blaze (National,AUS)		10.2		28		32		31	88			91	
12	Roy Winter (Darwin,AUS)		6.5	6.4	28	87	36	79	26	91			90	257
12	Terry Tolchard (Capel,AUS)		8.6		33	84	26	93	31	85			90	262
12	Alan Wood (Kareela,AUS)		9.7	9.6	35	83	26	92	29	90			90	265
12	Jeff Heap (Darwin,AUS)		9.3	9.2	28	92	36	82	26				90	
13	Ian Cross (Tauranga,NZ)		10.8	10.7	28	91	24		37				89	
14	Garry Dobson (Bankstown,AUS)		8.2	8.1	35	82	28	88	25	95			88	265
14	Mick Jackson (Rosnay,AUS)		9.1		31	88	30		27				88	
15	Mic O'Toole (Terrey Hills,AUS)		7.4		29	87	29		28				86	
















16	Mark McDougall (Manly,AUS)		6.3		33	82	28	88	24	91			85	261
17	Andy Ng (Royal Port Moresby,PNG)		7.9		29	91	28	88	27				84	
17	Song Soo Shin (Asiad,KOR)		11.0		26		25	94	33				84	
18	Tommy Tie (Royal Port Moresby,PNG)		9.8		26	92	28	90	28	91			82	273
19	Scottie Haley (Long Reef,AUS)		4.0		25	88	25	89	31	82			81	259
20	Yoshi Kawamura (Lake Forest,JAPAN)		10.0	9.9	26	99	18	105	36	84			80	288
21	Gary Cochran (Irvine Ravenspark,UK)		3.0		25	88	29	82	25	88			79	258
22	Phil McNamara (Northern,AUS)		10.7		25	97	26	92	26				77	
23	C A Rashid (Noida,IND)		10.1		25	96	27	91	24	95			76	282
24	Mike Keir (Omokoroa,NZ)		10.2		27	94	25	92	22	96			74	282
24	Ken Cheeseman (Muirfield,AUS)		9.3		28	92	20	100	26	96			74	288
25	Gary Morley (Muswellbrook,AUS)		11.2		25	97	33	87	15				73	
26	Richie McGhie (Longyard,AUS)		2.5	2.4	35	76	32	79					67	

MEN 56-64 B GRADE

LEADERBOARD

LEADERBOARD					Mon Score	Tue Score	Thur Score	Fri Score	TOTAL
Name	Nationality	Starting Index	Adjusted Index	Stab	Stab	Stab	Stab	Stab	
1	Peter Ward (Thaxted Park,AUS)		13.1	11.7	35	37	33		105
2	Steve Sparrow (Cabramatta,AUS)		14.3	12.9	38	31	34		103
3	Trevor Evans (Redcliffe,AUS)		14.6	13.5	31	34	37		102
4	Gus Guidetti (Palmerston,AUS)		11.6	11.1	37	35	29		101
4	Peter Gibbons (Grafton,AUS)		13.0	12.6	33	32	36		101
5	Paul Harmer (Eastern,AUS)		11.6		31	33	35		99
5	Grant Dickson (Palm Meadows,AUS)		13.9		33	35	31		99
5	Richard Wyatt (Silver Lakes,STH AFR)		14.9		40	28	31		99
5	Jeff Huysmans (Churchill Park,AUS)		12.6		35	27	37		99
6	Chris Keehn (The Cut,AUS)		13.4	13.3	33	35	30		98











7	Steve Edwards (Cabramatta,AUS)		14.1	14.0	36	29	31		96
7	Roy Bennett (Golf Allianza,SNG)		13.2		30	33	33		96
8	Geoff Terrell (Rossdale,AUS)		12.3		33	31	31		95
9	Keven Stein (Pacific Dunes,AUS)		12.2	12.1	34	31	29		94
10	George Clissold (Shortland Waters,AUS)		13.3		30	32	31		93
10	Brett Chatfield (Omokoroa,NZ)		12.9		30	31	32		93
11	Kevin Woods (Fairbairn,AUS)		15.3	15.2	24	36	32		92
11	Bruce Freeman (Western Australian,AUS)		14.4	14.3	30	28	34		92
12	Christopher Brown (Rossdale,AUS)		12.7	12.6	32	34	24		90
13	Glenn Brindley (Beverley Park,AUS)		13.4	13.3	35	22	31		88
14	Paul Adam (Spalding Park,AUS)		12.7		26	30	30		86
14	Rod Owen (Wallacia Panthers,AUS)		15.0		24	30	32		86
14	John Morley (Taree,AUS)		11.7		27	32	27		86
15	Dave Shearer (Wallacia Panthers,AUS)		13.8		31	24	29		84
15	Das Nambiar (Abu Dhabi,UAE)		13.4		31	30	23		84









16	Rod Davitt (Eastern,AUS)		14.4		29	30	22		81
16	Crumpy Crump (Rossdale,AUS)		14.0		26	29	26		81
16	Gary Moore (Kooindah Waters,AUS)		12.7		33	24	24		81
17	Scott Plymesser (Key West,US)		12.5		22	26	32		80
18	Upendra Singh (Jorhat Gymkhana,IND)		13.5		27	23	28		78
18	Darren Hornby (Castle Hill,AUS)		11.6		22	29	27		78
19	Ken Lehmann (Darwin,AUS)		14.6	14.5	34	26	17		77
20	Geoff Holding (Woodford,AUS)		13.4		30	26	19		75
20	John Thomson (Wakehurst,AUS)		15.3		23	33	19		75
20	Neil Boath (Goldfields,AUS)		13.2		24	26	25		75
21	Philip Annan (Omokoroa,NZ)		14.5		25	26	23		74
22	Ed Power (Faithlegg,IRL)		13.6		25	28	17		70
23	Michael Fitzpatrick (Muswellbrook,AUS)		14.2		30	20	15		65
24	Kev (Beau Brum) Airey (Yarrambat,AUS)		13.6		16	29	16		61
25	Jason Chua (Raffles,SNG)		15.1						








MEN 56-64 C GRADE

LEADERBOARD












LEADERBOARD					Mon Score	Tue Score	Thur Score	Fri Score	TOTAL
Name	Nationality	Starting Index	Adjusted Index	Stab	Stab	Stab	Stab	Stab	
1	Chee Gap Lim (Kota Permai,MALAYSIA)		19.7	15.7	43	33	34		110
1	Rory Trotter (The Cut,AUS)		22.4	17.1	38	33	39		110
2	Vincent Gras (Palmerston,AUS)		22.1	18.3	43	35	29		107
3	Kevin Laing (Emerald Lakes,AUS)		27.1	25.7	38	30	34		102
4	Ron Weller (South West Rocks,AUS)		16.0	15.3	31	34	36		101
4	Russell Hata (Waialae,US)		16.2	15.5	38	34	29		101
5	Greg Wilson (The Ridge,AUS)		24.3	24.2	31	36	31		98
5	Phil Heron (Kuwait,THAI)		16.5	16.4	29	35	34		98
6	Barry Williams (Eagle Ridge,PHL)		29.2	29.1	31	31	35		97
7	Graeme Kerby (Geraldton,AUS)		24.7		30	32	32		94
















7	Glenn Himuro (Honolulu,US)		24.3	24.2	34	34	26		94
8	Jake Kong (360 Degree,KOR)		18.6	18.5	30	36	27		93
9	Jeff Doust (Fairbairn,AUS)		16.0		33	30	26		89
9	John Vaughn (Riverside Oaks,AUS)		15.6	15.5	34	28	27		89
9	Greg Mcginnerskin (Southport,AUS)		17.8		26	30	33		89
10	Graham Flynn (Catalina,AUS)		19.1		24	31	31		86
11	Bruce Lindenberg (Woodford,AUS)		15.8		26	26	33		85
11	Mike McKeown (Royal Port Moresby,PNG)		17.9		23	33	29		85
12	Gary Scott (Wallacia Panthers,AUS)		19.8		29	27	28		84
12	K. C. Chang (Hsing Fu,TAIWAN)		17.4		28	25	31		84
13	Rick Sutton (Rolling Hills,S.ARABIA)		23.3		30	26	27		83
14	Enteng Romano (Orchard,PHL)		16.2		26	25	31		82
14	Masa Ichikawa (Kizugawa,JAPAN)		27.5		33	17	32		82
15	John Casey (Massey Park,AUS)		18.1		24	26	31		81
16	Gary Hipper (Geraldton,AUS)		15.7		24	25	31		80








17	Kevin Nelson-Smith (North Ryde,AUS)		21.8		25	29	25		79
18	Greg Normington (Geraldton,AUS)		17.9		25	26	26		77
18	Lindsay Terrell (Noosa,AUS)		17.9		27	22	28		77
19	Greg Thorpe (The Grange,AUS)		16.0		25	27	23		75
19	K. B. Raju Karri (Abu Dhabi,UAE)		24.0		25	25	25		75
20	Damian Willcox (Spring Valley,AUS)		15.5		22	27	21		70
21	Graeme Gaffney (Mudgee,AUS)		20.1		17	21	28		66
22	Richard Neish (Eagle Ridge,PHL)		24.1		22	19	21		62
23	Ron Brown (Rosebud,AUS)		23.2		24	13	19		56
24	Terry Moloney (Moonah Links,AUS)		19.3		21	18	14		53
25	Tom Koo (Strathfield,AUS)		26.8		12	17	19		48
26	Geoff Zarth (RACV,AUS)		27.7		13	15	12		40
27	Mark Yalden (Omokoroa,NZ)		24.5		21				21

MEN 65+ A GRADE

LEADERBOARD

LEADERBOARD					Mon Score		Tue Score		Thur Score		Fri Score		TOTAL	
Name		Nationality	Starting Index	Adjusted Index	Stab	Stroke	Stab	Stroke	Stab	Stroke	Stab	Stroke	Stab	Stroke
GROSS	Graeme Walker (Murrumbidgee,AUS)		1.5	1.4	35	75	28	82	33	77			96	234
1	Mick McKeon (Southport,AUS)		13.1	10.7	39	85	29	92	41	81			109	258
2	Michael Chapman (Sanctuary Cove,AUS)		10.1	8.8	35	84	35	83	34	85			104	252
3	Graeme Thomas (Arundel Hills,AUS)		14.2	13.5	35		34		32				101	
4	Barry Hanson (Gladstone,AUS)		12.4	12.3	34	87	32	89	30	92			96	268
4	Wayne Hinchcliffe (Maclean,AUS)		14.3		33	91	32		31				96	
5	Phil Stokes (Forster Tuncurry,AUS)		8.4	8.3	30	88	34	83	31	85			95	256
5	Peter Yelland (Paradise Palms,AUS)		9.3	9.2	34	84	27	91	34	84			95	259
5	Victor Danko (Manly,AUS)		13.1	13.0	36	86	31	93	28	93			95	272
6	Peter Whiddon (Dunheved,AUS)		9.5	9.4	35	83	32	86	26	93			93	262
7	Sandy Stevens (Arundel Hills,AUS)		9.8		28	93	33	85	30	90			91	268











7	Ricardo Antonio (Orchard,PHL)		12.6	12.5	24	97	36	86	31	90			91	273
7	Gary Luck (Royal Canberra,AUS)		7.3	7.2	32		24		35				91	
8	Graham Duncan (Hartfield,AUS)		12.6		29		31		30				90	
9	Ray Sargent (Ballina,AUS)		9.1		28	92	29		32				89	
10	Stephen Brown (Muree,AUS)		13.7		30	92	28		29	96			87	
10	Chris Cunninghame (Waimairi Beach,NZ)		11.9		25	95	31		31				87	
11	Doug Luckie (Yamba,AUS)		12.4		24		30		31				85	
12	Tom Grimston (Western Australian,AUS)		6.4		31	84	31	84	22				84	
12	Neil Bailey (Western Australian,AUS)		10.1		26		27		31				84	
13	Ian Wilson (Highercombe,AUS)		14.2		29	95	25	100	28	96			82	291
13	Greg Laforest (Yamba,AUS)		12.6		24		28		30				82	
14	Neville Thompson (Foster,AUS)		8.9		26	92	22		33				81	
14	Sarge Robinson (Tin Can Bay,AUS)		13.1		22		32		27				81	
15	Derek Weston (Patterson River,AUS)		9.8		26	95	25		28				79	
16	Pete Hearne (Brighton Lakes,AUS)		11.8		25	95	24	96	29	93			78	284
















16	Colin Wood (Toukley,AUS)		9.9		32	86	23		23				78	
17	Bill Ferrier (Evans Head,AUS)		6.6		27	88	22	94	27	90			76	272
18	Dave Ferrier (Evans Head,AUS)		7.8		28	90	20	96	27	91			75	277
19	Mark Stewart (Cheltenham,AUS)		7.9		27		26		21				74	
20	Iain Whitehouse (Arundel Hills,AUS)		12.7		20	101	22	100	29	94			71	295
21	Gerard Shannon (Celtenham,AUS)		11.1	11.0	34	87	34	86					68	
22	Warwick Thomas (National,AUS)		13.9		23	103			24				47	










--	--	--	--	--	--	--	--	--	--	--	--	--	--	--

MEN 65+ B GRADE











LEADERBOARD













LEADERBOARD					Mon Score	Tue Score	Thur Score	Fri Score	TOTAL
Name	Nationality	Starting Index	Adjusted Index	Stab	Stab	Stab	Stab	Stab	
1	Merv Rogers (Patterson River,AUS)		15.2	13.0	41	36	28		105
1	William Lim (Orchard,PHL)		17.6	15.4	36	31	38		105
2	Abraham Yu (Hsing Fu,TAIWAN)		17.4	16.0	35	35	33		103
3	Jim Thomas (Southport,AUS)		18.1	18.0	32	37	28		97
4	Ray Taylor (Bankstown,AUS)		16.2		32	32	32		96
5	Bill Hoy (Rosnay,AUS)		15.4	15.3	29	40	26		95
6	Ric Kinghorn (Beerwah,AUS)		17.0		27	32	33		92
7	Blue Mauchline (Hikurangi,NZ)		15.3	15.2	31	36	24		91
8	Bill Bracken (Darwin,AUS)		14.6		28	29	33		90
8	Arcot Arvind (Bangalore,IND)		18.3		27	30	33		90

9	A.J. Pidcock (Grafton,AUS)		17.6	17.5	26	36	27		89
10	Wally Davey (Forster Tuncurry,AUS)		18.2	18.1	34	23	31		88
11	Ron Fyfe (Tauranga,NZ)		18.1		32	30	24		86
11	Tony Margiotta (Muirfield,AUS)		17.4		28	27	31		86
11	Wilfred Pacpaco (Orchard,PHL)		15.5	15.4	26	35	25		86
11	Ian Duncalf (Omokoroa,NZ)		16.9	16.8	37	20	29		86
11	Robert Durnan (Wakehurst,AUS)		15.1		26	28	32		86
11	Peter Nolan (Albury,AUS)		15.9		26	28	32		86
12	Walter Maag (Wylhof,SWISS)		17.3		30	28	27		85
12	Robert Bower (Royal Fremantle,AUS)		15.4		31	32	22		85
12	Arthur Tilyard (Surfers Paradise,AUS)		15.0		28	30	27		85
13	Bill Gardner (Mandurah,AUS)		16.9		31	25	28		84
13	Paul Valle (Arundel Hills,AUS)		19.3		26	29	29		84
14	Nik Kohut (Mandalay,AUS)		16.3		30	20	32		82
15	Bob Turns (Grafton,AUS)		18.3		29	25	27		81

15	Lozza Fulker (West Aviate,AUS)		19.1		25	29	27		81
16	Laurie Whiddon (St Georges Basin,AUS)		18.3		21	31	27		79
17	Baz Elliott (Nelson Bay,AUS)		19.3		27	21	30		78
18	Tom Farrer (Bunbury,AUS)		19.1		32	23	22		77
19	Baz Mason (Omokoroa,NZ)		17.4		32	24	19		75
20	Jim McFaul Snr (Mandurah,AUS)		15.5		31	21	21		73
20	Shep Sheppard (Darwin,AUS)		18.9		23	29	21		73
21	Terry Lovell (Beaconhills,AUS)		19.4		23	21	24		68
22	Jon Sladen (Waimairi Beach,NZ)		18.3		26	22	17		65

MEN 65+ C GRADE

LEADERBOARD					Mon Score	Tue Score	Thur Score	Fri Score	TOTAL
Name		Nationality	Starting Index	Adjusted Index	Stab	Stab	Stab	Stab	Stab
1	Bill Potze (Mt Maunganui,NZ)		22.5	22.4	39	36	23		98
2	Terry Mischefski (Waihi,NZ)		21.1	21.0	36	30	31		97
2	Ron Thomson (Emerald Lakes,AUS)		21.0	20.9	26	36	35		97
3	Pablo Soon (Wack Wack,PHL)		19.5	19.4	25	30	40		95
4	Ross Chant (Wallacia Panthers,AUS)		27.7		32	30	30		92
5	Gary Westbrook (Olinda,AUS)		19.9		33	33	25		91
6	Richard Pydde (Patterson River,AUS)		20.5	20.4	28	35	25		88
7	John Patterson (Tauranga,NZ)		21.6		32	30	22		84
7	Tony Micallef (Everglades,AUS)		25.7	25.6	30	20	34		84
8	Chris Williams (Dunheved,AUS)		20.1	20.0	37	25	21		83

9	Peter Grayson (Pacific,AUS)		25.1		25	25	31		81
10	Chris Jones (Toukley,AUS)		31.8		30	27	23		80
10	Murray Herrmann (Darwin,AUS)		24.4		22	29	29		80
11	Peter Sewell (North shore,NZ)		25.4		24	22	31		77
11	Jimmy De Guzman (Sta Elena,PHL)		27.8	27.7	37	20	20		77
12	Richard Mittra (Cardinia Beaconhills,AUS)		28.6		27	30	19		76
13	Keith Inall (Wallacia Panthers,AUS)		21.0		32	17	26		75
13	Bob Pratt (Palmerston,AUS)		24.9		26	18	31		75
14	Richard Dsouza (KGA,IND)		23.6		26	23	25		74
15	Rod Butchart (Toukley,AUS)		20.8		24	23	25		72
16	Paddy Thorpe (Wallacia Panthers,AUS)		28.4		28	26	14		68
17	Victor Dsouza (Al Zorah,IND)		21.1		22	26	17		65
17	Shamal Karim (Kalibo,PHL)		19.5		26	20	19		65
18	Ken Heskin (Rosebud,AUS)		27.4		25	21	17		63
19	Graham Cater (Pacific,AUS)		29.9		24	26	11		61

20	Dudley Hobbs (Noosa,AUS)		20.6		19	20	18		57
20	Terry O'Connor (Woodburn,AUS)		21.4		21	20	16		57
21	Tom Place (Murrumbidgee,AUS)		20.0		6	18	27		51
22	Phil Geary (Centenary Park,AUS)		28.8		12	13	11		36

HOME CLUB COMPETITION

		Monday					Tuesday					Thursday					Friday					
		#1	#2	#3	#4	#5	#1	#2	#3	#4	#5	#1	#2	#3	#4	#5	#1	#2	#3	#4	#5	Stab
1	Hsing Fu, TAIWAN	44	35	34	28	26	36	35	34	33	33	40	35	34	33	31						511
2	Orchard, PHL	44	36	31	26	26	38	36	35	33	31	38	36	36	31	31						508
3	Rosnay, NSW	35	32	32	31	31	41	40	34	33	33	41	33	31	27	26						500
4	Western Australian, WA	34	34	31	30	27	35	34	32	32	31	38	35	34	34	31						492
5	Arundel Hills, QLD	40	35	28	26	20	40	38	34	33	32	40	32	30	29	29						486
6	Darwin, NT	34	34	33	29	28	36	36	33	29	29	34	34	33	31	29						482
6	Wallacia Panthers, NSW	32	32	31	31	30	34	32	30	30	30	39	39	32	30	30						482
7	Rossdale, VIC	33	32	30	28	27	35	34	32	31	31	36	36	35	31	29						480
8	Port Moresby, PNG	40	34	31	29	29	36	33	31	30	29	38	30	30	29	28						477
9	Forster Tuncurry, NSW	25	20	36	30	34	39	36	34	31	31	39	31	31	31	25						473
10	Southport, QLD	39	26	32	25	27	29	30	37	25	26	41	33	31	28	27						456
11	Waimairi Beach, NZ	39	26	25	25	23	32	31	31	30	29	38	31	29	29	17						435
12	Geraldton, WA	32	30	25	24	23	32	32	31	26	26	33	32	31	29	27						433
13	Omokoroa, NZ	37	32	30	27	25	32	31	29	26	25	32	29	23	22	19						419
14	Rosebud, VIC	29	29	27	25	25	36	27	27	26	25	31	28	28	27	25						415
15	Strathfield, NSW	32	27	26	20	20	34	31	30	27	23	30	27	26	25	19						397